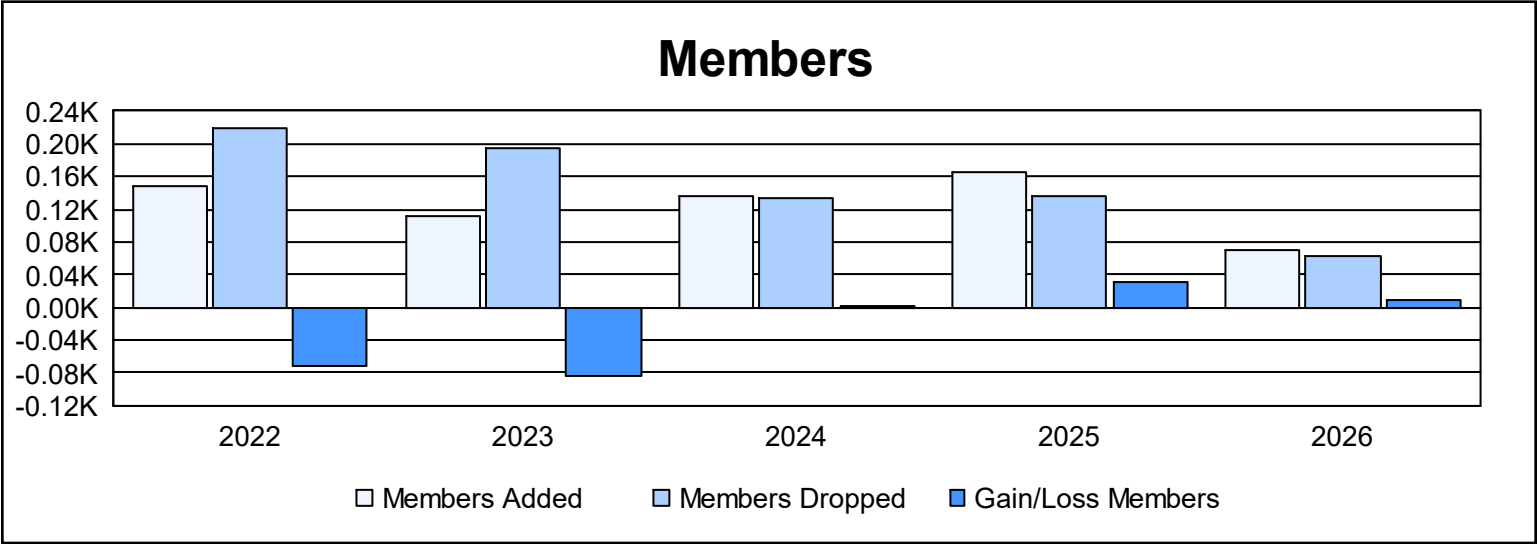
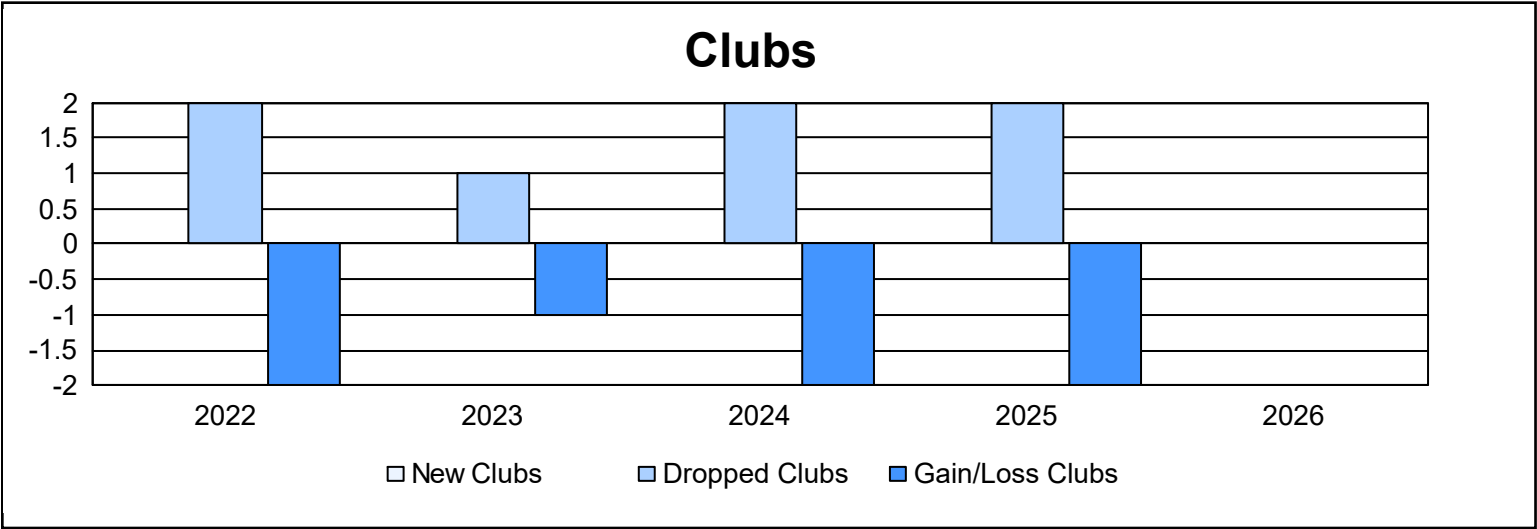
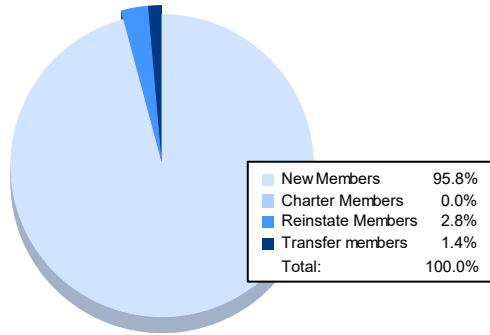


| Year | New Clubs | Dropped Clubs | Gain/ Loss Clubs | New Members | Charter Members | Reinstate Members | Transfer Members | Total Member Added | Total Members Dropped | Gain/ Loss Members |
|-----------|-----------|---------------|------------------|-------------|-----------------|-------------------|------------------|--------------------|-----------------------|--------------------|
| 2021-2022 | 0 | 2 | -2 | 131 | 0 | 10 | 7 | 148 | 220 | -72 |
| 2022-2023 | 0 | 1 | -1 | 95 | 1 | 11 | 4 | 111 | 195 | -84 |
| 2023-2024 | 0 | 2 | -2 | 118 | 2 | 5 | 10 | 135 | 134 | 1 |
| 2024-2025 | 0 | 2 | -2 | 158 | 0 | 8 | 0 | 166 | 136 | 30 |
| 2025-2026 | 0 | 0 | 0 | 68 | 0 | 2 | 1 | 71 | 63 | 8 |
| Average | 0 | 1 | -1 | 114 | 1 | 7 | 4 | 126 | 150 | -23 |



Membership Composition November 2025 Cumulative



Gender Composition November 2025 Cumulative

